



Made in the UK




# LUXURY BED

Assembly Instructions

[www.baby-fair.co.uk](http://www.baby-fair.co.uk)



# TOOLS



## Tools Supplied:

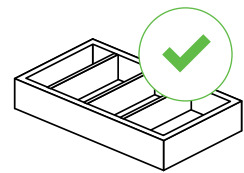
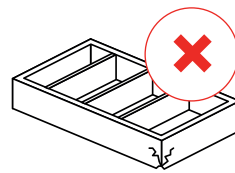
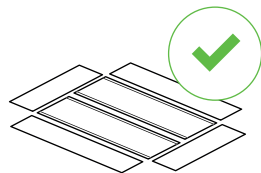
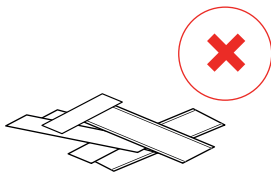
- Spanner for Ottoman frame

## Extra Tools required:

- Flathead Screwdriver
- Pozi Screwdriver
- Scissors

# SAFETY

- Please take the time to carefully read through the whole of these before you commence.
- Keep these instructions for future reference.
- Unpack, inspect and check off all of the contents.
- Please dispose of all packaging safely.
- Small component parts could choke a child if swallowed.
- We strongly recommend that you keep children well away from the work area.
- It would be sensible to lay a sheet or blanket on the floor where you intend to work to avoid scratching this product and to protect your floor.
- This product is heavy. Take extreme care when lifting to avoid personal injury or damage to the product.
- Assemble the product as close to its intended final position in the room as possible.



# GENERAL CARE



Wipe clean with a slightly damp soft cloth.



Avoid the use of all household cleaners and abrasives.



When moving your furniture, carefully lift into place.



Never drag or push the pieces across the floor as this will cause damage to the joints and could result in failure to the product that will invalidate the warranty.

## Recommendations

Periodical re-tightening of fixings.

## Notes

We've tried to make this piece of furniture as easy to assemble as possible.

In the unlikely event that you have problems putting it together or have damaged or missing pieces, please contact our customer services on: [support@baby-fair.co.uk](mailto:support@baby-fair.co.uk)

## Warning

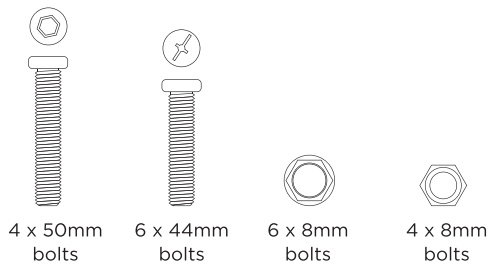
This unit is heavy! Please use an assistant when lifting

 [www.baby-fair.co.uk](http://www.baby-fair.co.uk)

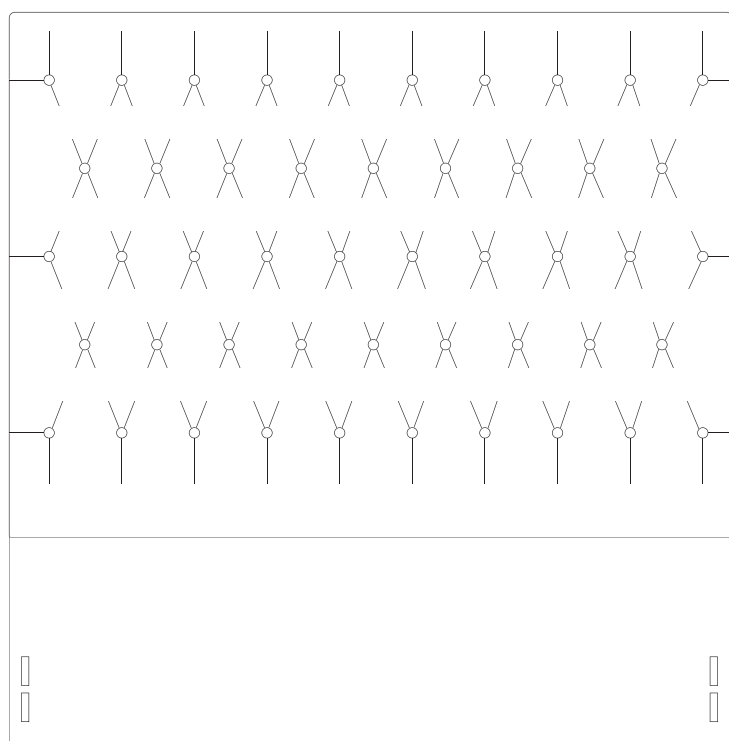
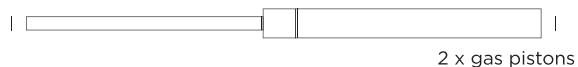
 [support@baby-fair.co.uk](mailto:support@baby-fair.co.uk)

 [babyfairuk](https://www.youtube.com/babyfairuk)


# HARDWARE PACK FOR AN OTTOMAN BABYFAIR BED



(variable on supplier)



1 x headboard



1 x footboard



2 x frame plates


3ft beds do not come with these panels.




1 x Mattress retention bar



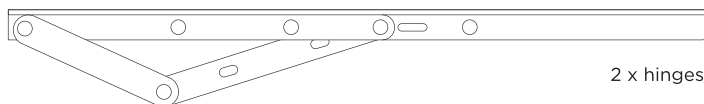
1 x Pull strap



1 x ottoman frame



2 x siderails



2 x hinges



# INSTRUCTIONS FOR AN OTTOMAN BABYFAIR BED

## Step 1

Lay out all components to bed



## Step 2

Lay out all components to bed



## Step 3

Lay out all components to bed



## Step 4

Lay out all components to bed



## Step 5

Locate at the bottom of the headboard and footboard feet location to pierce through or screw in depending on type of foot ordered



(only applicable if feet ordered)

## Step 6

Pierce sticker and screw in feet for the headboard

(only applicable if feet ordered)



## Step 7

If you have opted for a different type of leg which requires to be screwed please screw this in

(only applicable if feet ordered)



## Step 8

Place headboard straight and hook on the side rails to the headboard

(brackets can differ)





### Step 9

Place feet onto the footboard of the bed

**(applicable if purchased feet)**



### Step 10

If you have opted for an alternative style of foot please screw in to the footboard

**(applicable if purchased feet)**



### Step 11

Place the second side rail and hook on to both headboard and footboard



### Step 12

Screw or tighten nut in all rail bolts and secure frame



### Step 13

Ensure if you have opted for an ottoman the screws are facing the headboard

**headboard** **footboard**



### Step 14

Screw in the ottoman hinges onto the side rail

**(be careful with screws to avoid cross threading)**



### Step 15

Screw in the centre support bar to both side rails




### Step 16

The bed should look like this when made up



### Step 17

Unscrew the bolts on the ottoman side frames



### Step 18

Attach the gas bar and re-screw the bolts on top and bottom



### Step 19

Open the ottoman frame

**(applicable to 4ft or above)**



### Step 20

Please ensure the hinge side is facing down

**(applicable to 4ft or above)**



**Step 21**

Attach the 2 metal plates to lock in the frame from folding in again

**(applicable to 4ft or above)**



**Step 22**

Place the allen key bolts in from the top




**Step 23**

Attach bolt and screw in using tools provided



**Step 24**

Please attach the mattress retention bar



**Step 25**

Place the ottoman frame on top of the metal hinges 2 people required and slot in remainder bolts to secure the frame in place




**Step 26**

Once the frame is held up like this




**Step 27**

Please screw in bolts to secure the frame



**Step 28**

Attach the pull up strap to the foot end of the frame




**Step 29**

Please then slide in the under-bed storage




# HARDWARE PACK FOR A SLATTED FRAME FOR BABYFAIR BED


1 x HEADBOARD



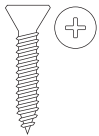
2 x SIDE PANELS



1 X CENTRE POLE

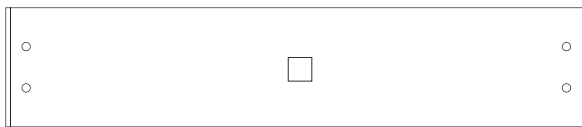


(only applicable to beds 4ft and above).



SCREWS

1 x FOOT END



10 x WOODEN SLATS





# INSTRUCTIONS FOR A SLATTED FRAME FOR BABYFAIR BED

## Step 1

Please lay out all contents on to a flat surface



## Step 2

Please attach the feet and assemble the bed and insert the centre support rail into the bracket on both the headend and footend (applicable to 4ft or above)




## Step 3

The bed will look like this




## Step 4

Please place the slats on to the centre support rails



## Step 5

Roll out the slats on the bed




## Step 6

With the screws provided please screw in on the edges and onto the side profile of the side rails




## Step 7

Your bed is complete

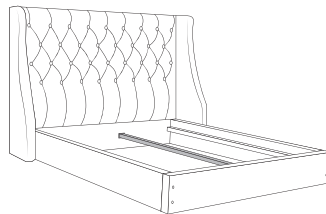


## Step 1



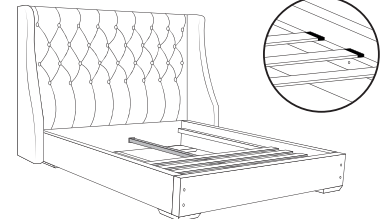
Screw in the side rails on all four corners (Brackets and screws pre attached).

## Step 2



Place the wooden support rail in the centre of the bed - this remains loose in the middle but will need screws when point 3 is actioned

## Step 3



Place the slats on top, and screw between 2-3 on either side using the screws provided.



## EUROPE BED GUARANTEE

Please register your guarantee within 30 days for it to be activated!

### WHAT'S COVERED?

Babyfair products are individually processed, therefore minor variations can occur. The Manufacturer warrants that all new and genuine Babyfair products are free from material defects due to faulty workmanship or materials for the applicable guarantee period (see section - For how long?) unless the product is specifically excluded or an exclusion applies (see section - Exclusions).

The Babyfair Guarantee is valid for products purchased by consumers anywhere in the world (except the USA and Canada) from the Manufacturer or an authorised retailer for personal use and not in the course of a business, trade or profession.

### FOR HOW LONG?

From 01.01.17, for purchases made within the UK, the Babyfair Guarantee lasts for the period displayed on or inside the packaging of the relevant product, or as stated on baby-fair.co.uk, starting from the date of purchase (except where the product is an ex-display or demonstration model in which case the guarantee starts from the date of manufacture). The guarantee period is generally as set out in the guarantee table, however if not bought within the UK, the Manufacturer advises that you should check the guarantee terms for the country in which you originally purchased your product as there may be a different guarantee period applicable.

PRODUCT	UK PRODUCT WARRANTY	WHATS COVERED
Bed Bases, Bed Frames & Headboards (except motors – see below)	5yrs	Material defects due to faulty workmanship or materials.
Infrared remote control units, bed motors & lights	5yrs	Material defects due to faulty workmanship or materials.

### WHAT APPLIES TO ME?

- Limited Warranty - If you make a valid claim after 5 years from the date of purchase, the Manufacturer will provide you with an equivalent mattress/bed base/headboard.
- The price of the replacement item will be subject to the price published in the Manufacturer's guide pricelist in force in the country at the time, when the claim is made.

### WHAT WE DO

Where a valid claim is made in accordance with this Babyfair Guarantee, the retailer shall offer, at its choice, either to repair the defective product or provide an equivalent replacement product free of charge. In the event of replacement, the Manufacturer shall endeavour to provide a replacement product from the same line. However, if the product line has been discontinued or the product is otherwise not available, the Manufacturer reserves the right to provide a replacement product that, in the Manufacturer's sole discretion, is similar to the defective product. The Babyfair Guarantee provides cover from the date of purchase (or date of manufacture in the case of ex-display/demonstration products) of the original product. It is not renewed on the provision of a repaired or replaced product. In these circumstances, the Babyfair Guarantee will run for the remainder of the period starting from the original purchase or manufacture date, as applicable.

**PLEASE NOTE ALL OUR FURNISHINGS ARE NOT MANUFACTURED BY BABYFAIR BUT A RELIABLE ESTABLISHED FIRM**

### EXCLUSIONS

The Babyfair Guarantee does not apply if:

- The product has been purchased used, second hand or from anyone other than an authorised retailer or directly from the Manufacturer.
- The process for making a claim under the Babyfair Guarantee (set out under the heading "How do you claim under the Babyfair Guarantee?" below) has not been correctly followed.
- The product has not been used and/or handled with due care and/or in accordance with the instructions of use, cleanliness and maintenance, and/or per the booklet enclosed with your product. Please make sure you retain them.
- The product has been deliberately damaged or damaged as a result of neglect, cuts, burns, flooding or any other improper use by you or by any third party.
- The defect is caused as a result of the product having been bent, squeezed or exposed to cold temperatures for a period of time causing the material to tear or permanently deform.
- The product has been wet or soaked against Manufacturer's recommendations
- The product is found to be very stained, soiled and/or otherwise unhygienic.
- The product has been altered or repaired without the Manufacturer's prior permission.
- Bed bases have been overloaded or misused against the Manufacturer's weight restrictions.
- The defect is the result of normal wear and tear.

### TO CLAIM UNDER THE BABYFAIR GUARANTEE YOU MUST:

Babyfair products comply with applicable safety standards, which may vary depending on the product or the region, as outlined below. Further information is available upon request.

Products - Furniture and Furnishings Fire and Safety regulations - BS 5852.

### OUR LIABILITY TO YOU

The liability of the Manufacturer is limited to the cost of repair and/or replacement of the product under the Babyfair Guarantee. Accordingly, the Manufacturer will not be liable for all other liability for loss or damage howsoever caused arising out of the purchase, possession, sale or use of the products. However, the Manufacturer does not exclude or limit in any way its liability for death or personal injury caused by its negligence, or fraud or fraudulent misrepresentation. The products are only sold for domestic and private use. The Manufacturer has no liability to you for any loss of profit, loss of business, business interruption, or loss of business opportunity.

### LEGAL RIGHTS

The Babyfair Guarantee does not affect a consumer's statutory rights under applicable law but aims to enhance the consumer's rights where applicable.

### REFUND POLICY BEDS

**DAMAGES AND ISSUES** - Please inspect your order upon reception and contact us immediately if the item is defective please ensure to contact us via email at support@baby-fair.co.uk with images of your defects for a faster turnaround, if you receive the wrong item so that we can evaluate the issue and make it right within 24 hours(working days). If your item has a nature of damaged cartons or damaged boxes, then the customer is liable to sign for the delivery as damaged with the courier company, a small charge will be applicable if your claim references damage in transit and has not been signed for as damaged.

**BEDS POLICY** - Each bed is considered a specialist, made-to-order item, and therefore is a non-returnable item. Once the 48-hour cooling-off period has been exceeded you will not be able to cancel your order or return your bed. If you wish to cancel after 48 hours you will be subject to a 30% (of your order value) restocking fee as long as the bed has not been delivered. This 48-hour cooling-off period begins once the order has been placed. In extraordinary circumstances, if you are not happy with your purchase and wish to return your bed once delivered it may be possible at manager's discretion to exchange the bed for the value, however, this will incur a £150 handling fee to cover delivery and installation charges, we reserve the right to withdraw this offer, it is at the manager's discretion.

- We don't accept returns for bespoke items, or products that have been modified in chosen styles and colours.







**10% OFF**  
**YOUR NEXT PURCHASE**  
**USE CODE: BABY10**

[WWW.BABY-FAIR.CO.UK](http://WWW.BABY-FAIR.CO.UK)

**FAST, RELIABLE DELIVERIES!**



**MADE IN THE UK**



**FAST DELIVERY**



**5YR WARRANTY**  
on all of our bedframes







Please allow up to 72 hours for your mattress to regain it's shape due to it being vacuum rolled for delivery!

*Thank you for  
your business!*



**HAPPY?**

Your experience matters to us.  
Please take a moment to leave a review!


**UNHAPPY?**

Please contact us directly if you have any issues  
on [support@baby-fair.co.uk](mailto:support@baby-fair.co.uk)

We will respond within 72 hours to help  
resolve your enquiry. Our customer  
satisfaction comes first!



...a world for  
baby and family



Babyfair Ltd, 1200 Century Way, Thorpe Park, Leeds, West Yorkshire, LS15 8ZA

[www.baby-fair.co.uk](http://www.baby-fair.co.uk) [support@baby-fair.co.uk](mailto:support@baby-fair.co.uk) [Baby Fair on YouTube](#) [Baby Fair on Facebook](#) [Baby Fair on Instagram](#) [0330 175 7526](tel:03301757526)